

CONTACT FACTORY FOR ADDITIONAL SIZES AND MOVEMENTS. ALL UNITS IN INCHES UNLESS NOTED.

QTY.	PART NO.	SIZE	LENGTH A	EFF. AREA (IN <sup>2</sup> )	STIFFNESS (LBS/IN)	WT (LBS)
	EP1504SF0200	2	25	13.2	183.0	34
	EP1504SF0250	2 1/2	25	13.2	183.0	40
	EP1504SF0300	3	24	20.8	343.0	51
	EP1504SF0400	4	25	36.0	200.0	61
	EP1504SF0500	5	25	46.4	235.0	112
	EP1504SF0600	6	25 1/2	58.9	269.0	138
	EP1504SF0800	8	28 1/4	88.8	332.0	198
	EP1504SF1000	10	27	124.6	400.0	240
	EP1504SF1200	12	27	166.6	463.0	308

**DESIGN DATA:**

AXIAL COMPRESSION: 4  
 AXIAL EXTENSION: 3/4  
 MAX WORKING PRESSURE: 150 PSI  
 WORKING TEMPERATURE: 850°F  
 TEST PRESSURE: 225 PSI

**ADDITIONAL NOTE:**

DRAIN SIZE (SIZES 2 - 6): 1/2  
 DRAIN SIZE (SIZES 8 - 12): 3/4



2315 W. HUBBARD ST.  
 CHICAGO, IL 60612  
 TEL: 312-738-3588  
 FAX: 800-533-1024  
 WWW.FLEXICRAFT.COM

PROPOSAL/INQUIRY/ORDER NO:

CUSTOMER NAME:

**MODEL EP EXPANSION JOINT**

150# RFSO FLANGE ENDS, 4 IN COMPRESSION

PROJECT NAME:

DRAWN BY: JULIANH

DATE: 05/07/2026

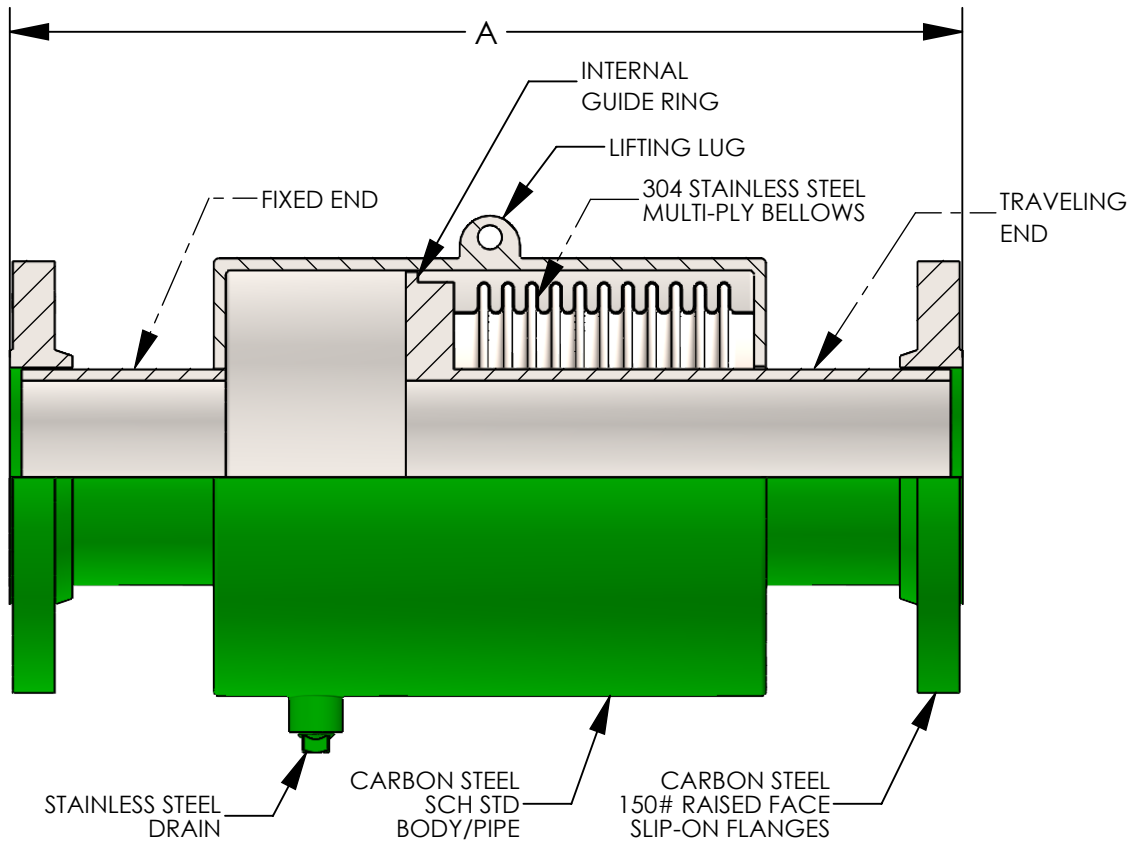
APPROVED BY:

DATE:

CONTRACTOR:

DRAWING NO:

EP1504SF



CONTACT FACTORY FOR ADDITIONAL SIZES AND MOVEMENTS. ALL UNITS IN INCHES UNLESS NOTED.

QTY.	PART NO.	SIZE	LENGTH A	EFF. AREA (IN <sup>2</sup> )	STIFFNESS (LBS/IN)	WT (LBS)
	EP1508SF0200	2	38 1/2	13.2	92.0	50
	EP1508SF0250	2 1/2	38 1/2	13.2	92.0	58
	EP1508SF0300	3	38 1/2	20.8	172.0	75
	EP1508SF0400	4	37 3/4	36.0	103.0	110
	EP1508SF0500	5	38 1/4	46.4	120.0	165
	EP1508SF0600	6	38 1/2	58.9	138.0	200
	EP1508SF0800	8	42	88.8	166.0	283
	EP1508SF1000	10	40 1/4	124.6	200.0	342
	EP1508SF1200	12	39 3/4	166.6	235.0	428

**DESIGN DATA:**

AXIAL COMPRESSION: 8  
 AXIAL EXTENSION: 1 1/2  
 MAX WORKING PRESSURE: 150 PSI  
 WORKING TEMPERATURE: 850°F  
 TEST PRESSURE: 225 PSI



2315 W. HUBBARD ST.  
 CHICAGO, IL 60612  
 TEL: 312-738-3588  
 FAX: 800-533-1024  
 WWW.FLEXICRAFT.COM

PROPOSAL/INQUIRY/ORDER NO:

CUSTOMER NAME:

**MODEL EP EXPANSION JOINT**

150# RFSO FLANGE ENDS, 8 IN COMPRESSION

PROJECT NAME:

DRAWN BY: JULIANH

DATE: 05/05/2026

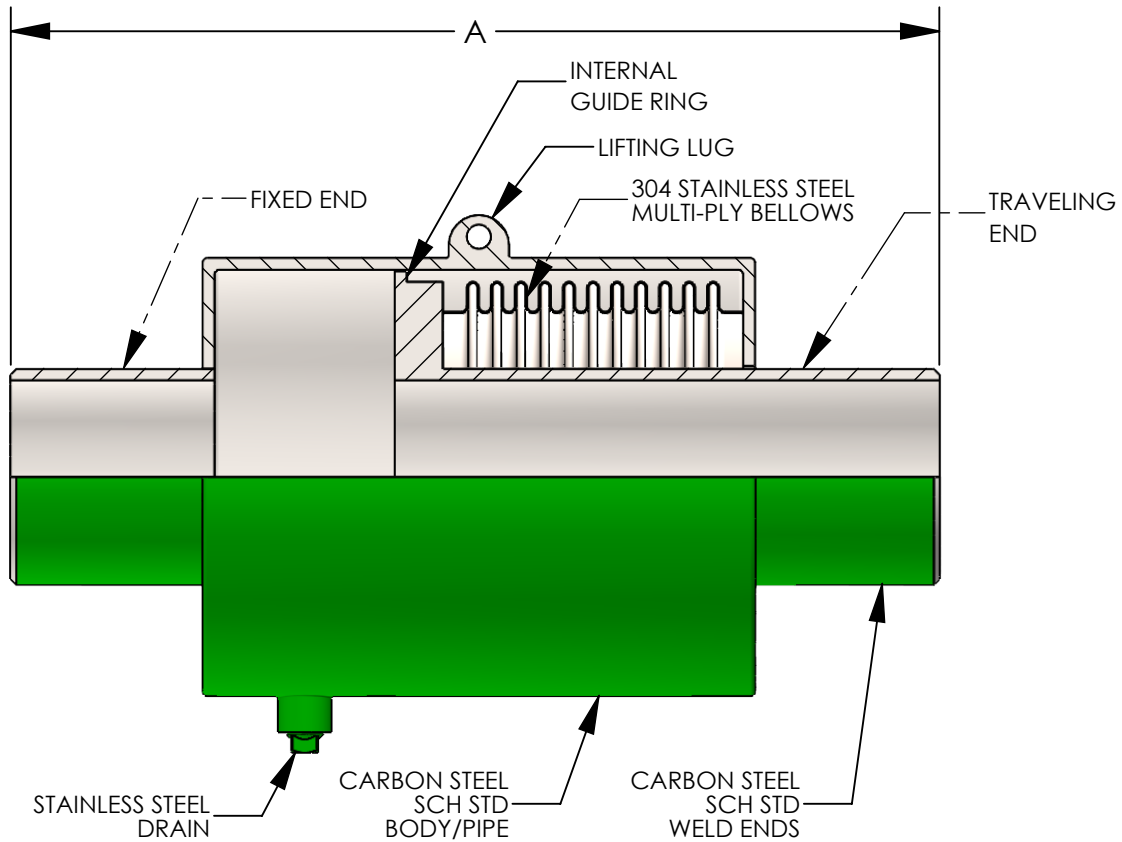
APPROVED BY:

DATE:

CONTRACTOR:

DRAWING NO:

EP1508SF



CONTACT FACTORY FOR ADDITIONAL SIZES AND MOVEMENTS. ALL UNITS IN INCHES UNLESS NOTED.

QTY.	PART NO.	SIZE	LENGTH A	EFF. AREA (IN <sup>2</sup> )	STIFFNESS (LBS/IN)	WT (LBS)
	EP1504SW0200	2	24 1/4	13.2	183.0	26
	EP1504SW0250	2 1/2	24 1/2	13.2	183.0	29
	EP1504SW0300	3	23 1/4	20.8	343.0	38
	EP1504SW0400	4	24 1/4	36.0	200.0	59
	EP1504SW0500	5	24 1/4	46.4	235.0	91
	EP1504SW0600	6	24 3/4	58.9	269.0	115
	EP1504SW0800	8	27 1/4	88.8	332.0	153
	EP1504SW1000	10	26	124.6	400.0	186
	EP1504SW1200	12	26	166.6	463.0	226

**DESIGN DATA:**

AXIAL COMPRESSION: 4  
 AXIAL EXTENSION: 3/4  
 MAX WORKING PRESSURE: 150 PSI  
 WORKING TEMPERATURE: 850°F  
 TEST PRESSURE: 225 PSI

**ADDITIONAL NOTE:**

DRAIN SIZE (SIZES 2 - 6): 1/2  
 DRAIN SIZE (SIZES 8 - 12): 3/4



2315 W. HUBBARD ST.  
 CHICAGO, IL 60612  
 TEL: 312-738-3588  
 FAX: 800-533-1024  
 WWW.FLEXICRAFT.COM

PROPOSAL/INQUIRY/ORDER NO:

CUSTOMER NAME:

PROJECT NAME:

CONTRACTOR:

**MODEL EP EXPANSION JOINT**  
 CARBON STEEL WELD ENDS, 4 IN COMPRESSION

DRAWN BY: JULIANH

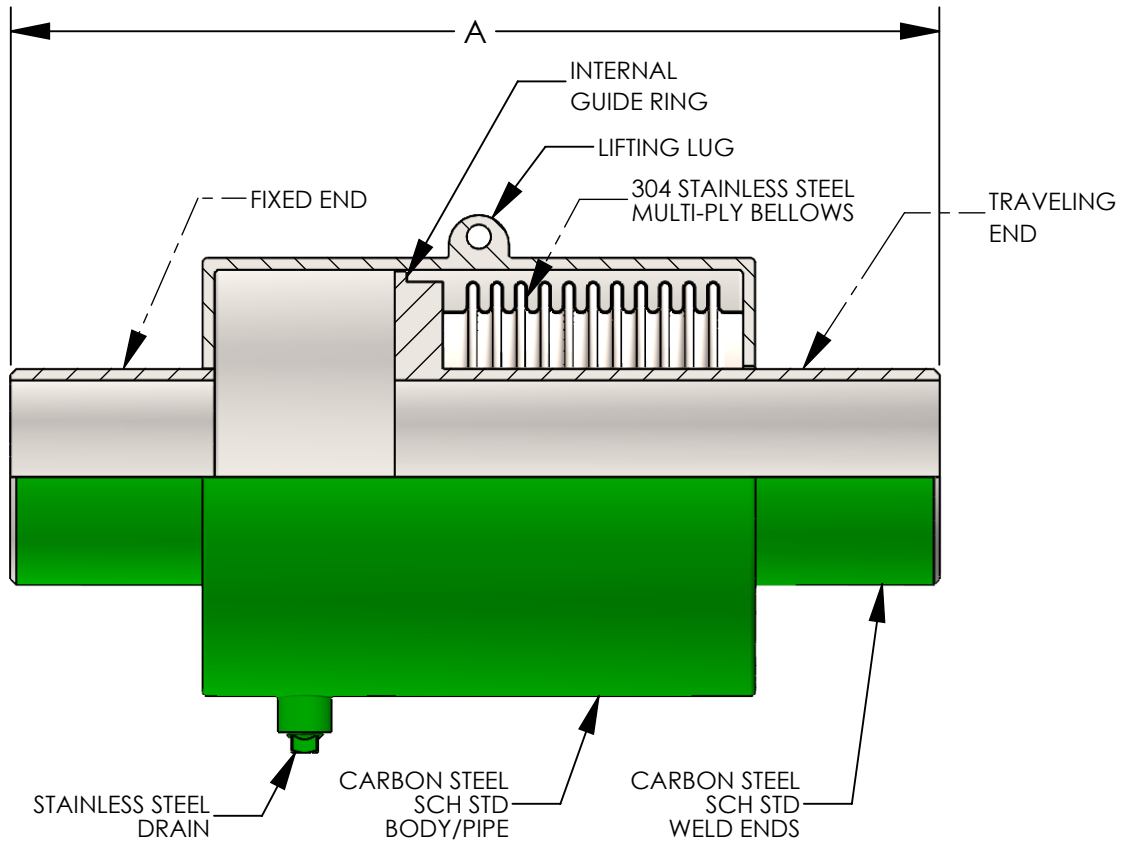
DATE: 05/07/2026

APPROVED BY:

DATE:

DRAWING NO:

EP1504SW



CONTACT FACTORY FOR ADDITIONAL SIZES AND MOVEMENTS. ALL UNITS IN INCHES UNLESS NOTED.

QTY.	PART NO.	SIZE	LENGTH A	EFF. AREA (IN <sup>2</sup> )	STIFFNESS (LBS/IN)	WT (LBS)
	EP1508SW0200	2	37 3/4	13.2	92.0	42
	EP1508SW0250	2 1/2	38	13.2	92.0	47
	EP1508SW0300	3	37 3/4	20.8	172.0	62
	EP1508SW0400	4	37 1/4	36.0	103.0	94
	EP1508SW0500	5	37 1/2	46.4	120.0	144
	EP1508SW0600	6	37 3/4	58.9	138.0	177
	EP1508SW0800	8	41	88.8	166.0	238
	EP1508SW1000	10	39 1/4	124.6	200.0	238
	EP1508SW1200	12	38 3/4	166.6	235.0	346

**DESIGN DATA:**

AXIAL COMPRESSION: 8  
 AXIAL EXTENSION: 1 1/2  
 MAX WORKING PRESSURE: 150 PSI  
 WORKING TEMPERATURE: 850°F  
 TEST PRESSURE: 225 PSI

**ADDITIONAL NOTE:**

DRAIN SIZE (SIZES 2 - 6): 1/2  
 DRAIN SIZE (SIZES 8 - 12): 3/4



2315 W. HUBBARD ST.  
 CHICAGO, IL 60612  
 TEL: 312-738-3588  
 FAX: 800-533-1024  
 WWW.FLEXICRAFT.COM

PROPOSAL/INQUIRY/ORDER NO:

CUSTOMER NAME:

PROJECT NAME:

CONTRACTOR:

**MODEL EP EXPANSION JOINT**

150 PSI, WELD ENDS, 8 IN COMPRESSION

DRAWN BY: JULIANH

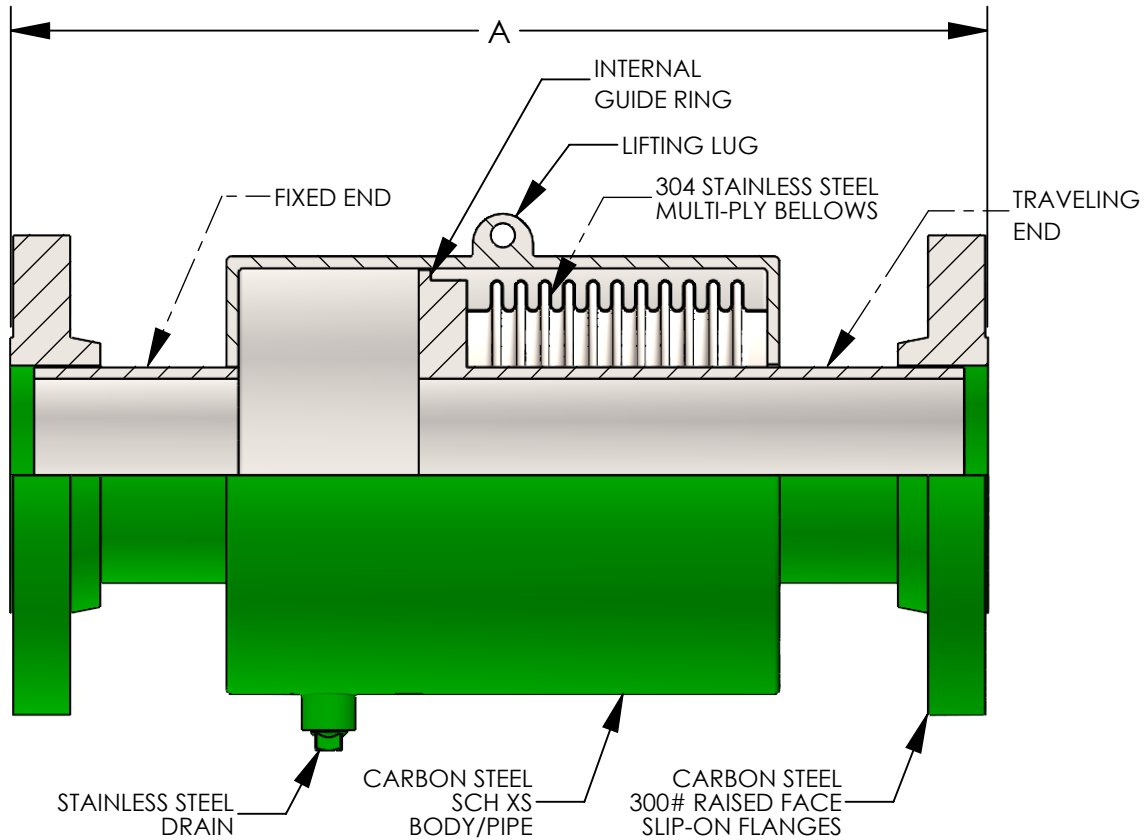
DATE: 05/07/2026

APPROVED BY:

DATE:

DRAWING NO:

EP1508SW



CONTACT FACTORY FOR ADDITIONAL SIZES AND MOVEMENTS. ALL UNITS IN INCHES UNLESS NOTED.

QTY.	PART NO.	SIZE	LENGTH A	EFF. AREA (IN <sup>2</sup> )	STIFFNESS (LBS/IN)	WT (LBS)
	EP3004SF0200	2	29	14.3	639.1	49
	EP3004SF0250	2 1/2	29	14.3	639.1	56
	EP3004SF0300	3	28	22.9	823.5	87
	EP3004SF0400	4	28 3/4	36.4	1223.2	121
	EP3004SF0500	5	28 1/4	46.7	1615.1	158
	EP3004SF0600	6	28 1/4	59.4	1803.0	190
	EP3004SF0800	8	29 1/2	93.0	2591.7	295
	EP3004SF1000	10	30 1/4	129.7	2833.8	396
	EP3004SF1200	12	31 3/4	172.5	2853.6	540

**DESIGN DATA:**

AXIAL COMPRESSION: 4  
 AXIAL EXTENSION: 3/4  
 MAX WORKING PRESSURE: 300 PSI  
 WORKING TEMPERATURE: 850°F  
 TEST PRESSURE: 450 PSI

**ADDITIONAL NOTE:**

DRAIN SIZE (SIZES 2 - 6): 1/2  
 DRAIN SIZE (SIZES 8 - 12): 3/4



2315 W. HUBBARD ST.  
 CHICAGO, IL 60612  
 TEL: 312-738-3588  
 FAX: 800-533-1024  
 WWW.FLEXICRAFT.COM

PROPOSAL/INQUIRY/ORDER NO:

CUSTOMER NAME:

PROJECT NAME:

CONTRACTOR:

**MODEL EP EXPANSION JOINT**

300# RFSO FLANGE ENDS, 4 IN COMPRESSION

DRAWN BY: JULIANH

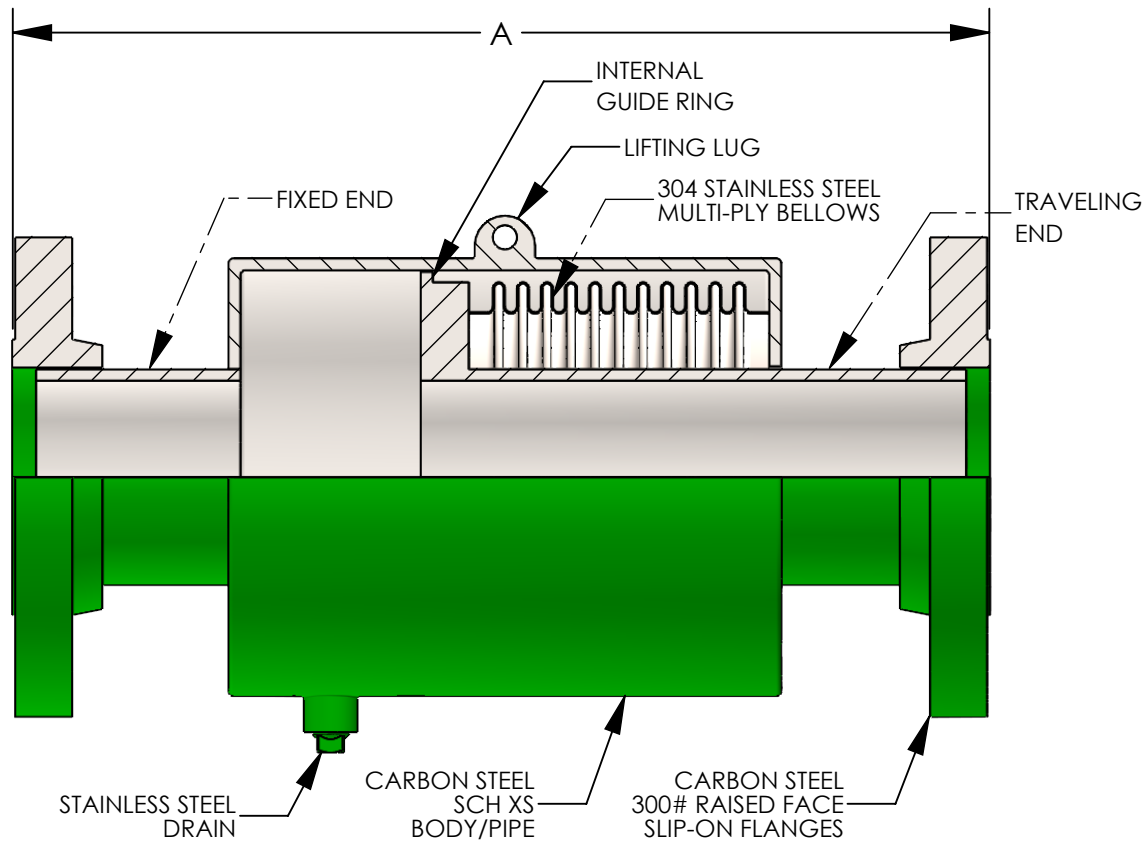
DATE: 05/07/2026

APPROVED BY:

DATE:

DRAWING NO:

EP3004SF



CONTACT FACTORY FOR ADDITIONAL SIZES AND MOVEMENTS. ALL UNITS IN INCHES UNLESS NOTED.

QTY.	PART NO.	SIZE	LENGTH A	EFF. AREA (IN <sup>2</sup> )	STIFFNESS (LBS/IN)	WT (LBS)
	EP3008SF0200	2	45 1/2	14.3	339.5	72
	EP3008SF0250	2 1/2	45 3/4	14.3	339.5	84
	EP3008SF0300	3	43 3/4	22.9	441.2	106
	EP3008SF0400	4	44 1/4	36.4	662.6	170
	EP3008SF0500	5	41 1/4	46.7	987.0	203
	EP3008SF0600	6	41 1/4	59.4	1101.9	239
	EP3008SF0800	8	43	93.0	1583.8	377
	EP3008SF1000	10	47 3/4	129.7	1416.9	534
	EP3008SF1200	12	49 1/4	172.5	1539.6	712

**DESIGN DATA:**

AXIAL COMPRESSION: 8  
 AXIAL EXTENSION: 1 1/2  
 MAX WORKING PRESSURE: 300 PSI  
 WORKING TEMPERATURE: 850°F  
 TEST PRESSURE: 450 PSI

**ADDITIONAL NOTE:**

DRAIN SIZE (SIZES 2 - 6): 1/2  
 DRAIN SIZE (SIZES 8 - 12): 3/4



2315 W. HUBBARD ST.  
 CHICAGO, IL 60612  
 TEL: 312-738-3588  
 FAX: 800-533-1024  
 WWW.FLEXICRAFT.COM

PROPOSAL/INQUIRY/ORDER NO:

CUSTOMER NAME:

PROJECT NAME:

CONTRACTOR:

**MODEL EP EXPANSION JOINT**

300# RFSO FLANGE ENDS, 8 IN COMPRESSION

DRAWN BY: JULIANH

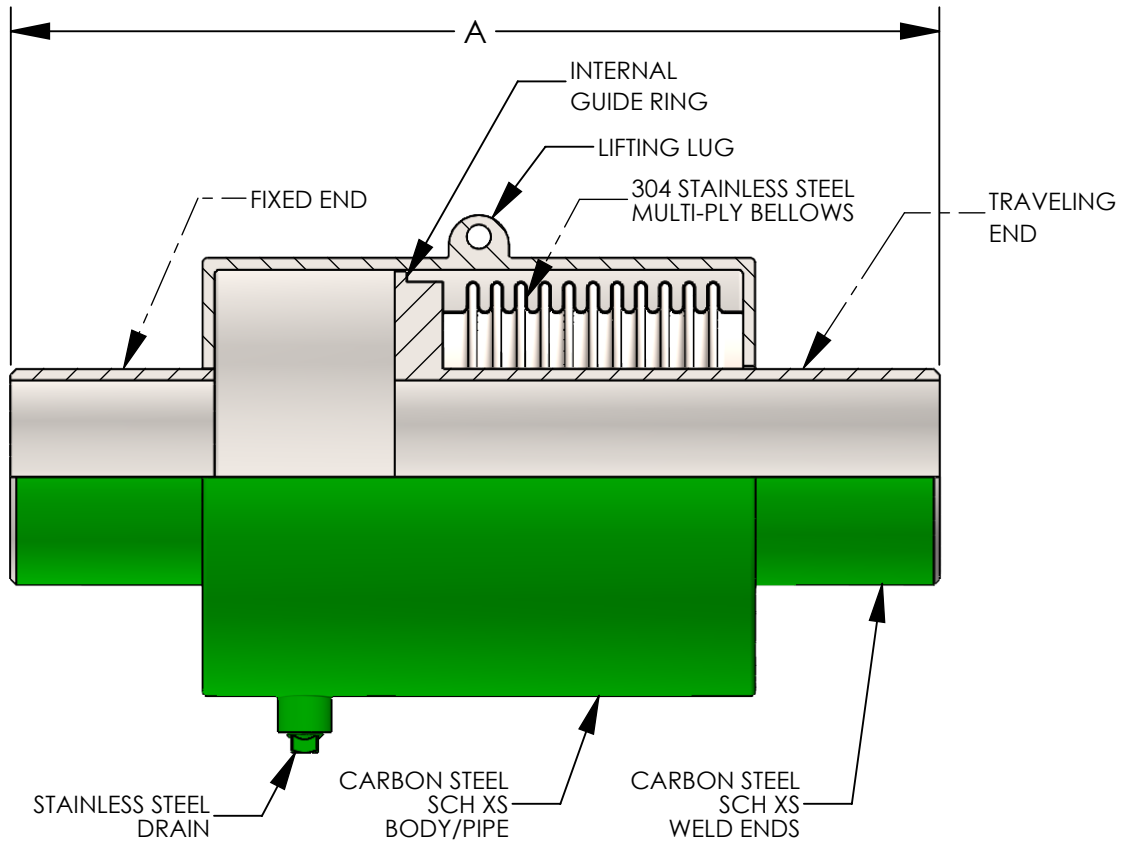
DATE: 05/07/2026

APPROVED BY:

DATE:

DRAWING NO:

EP3008SF



CONTACT FACTORY FOR ADDITIONAL SIZES AND MOVEMENTS. ALL UNITS IN INCHES UNLESS NOTED.

QTY.	PART NO.	SIZE	LENGTH A	EFF. AREA (IN <sup>2</sup> )	STIFFNESS (LBS/IN)	WT (LBS)
	EP3004SW0200	2	28 1/2	14.3	639.1	35
	EP3004SW0250	2 1/2	28 1/2	14.3	639.1	36
	EP3004SW0300	3	27 1/2	22.9	823.5	47
	EP3004SW0400	4	28 1/4	36.4	1223.2	74
	EP3004SW0500	5	27 3/4	46.7	1615.1	97
	EP3004SW0600	6	27 3/4	59.4	1803.0	106
	EP3004SW0800	8	29	93.0	2591.7	168
	EP3004SW1000	10	29 3/4	129.7	2833.8	216
	EP3004SW1200	12	31 1/4	172.5	2853.6	285

**DESIGN DATA:**

AXIAL COMPRESSION: 4  
 AXIAL EXTENSION: 3/4  
 MAX WORKING PRESSURE: 300 PSI  
 WORKING TEMPERATURE: 850°F  
 TEST PRESSURE: 450 PSI

**ADDITIONAL NOTE:**

DRAIN SIZE (SIZES 2 - 6): 1/2  
 DRAIN SIZE (SIZES 8 - 12): 3/4



2315 W. HUBBARD ST.  
 CHICAGO, IL 60612  
 TEL: 312-738-3588  
 FAX: 800-533-1024  
 WWW.FLEXICRAFT.COM

PROPOSAL/INQUIRY/ORDER NO:

CUSTOMER NAME:

**MODEL EP EXPANSION JOINT**

300 PSI, WELD ENDS, 4 IN COMPRESSION

PROJECT NAME:

DRAWN BY: JULIANH

DATE: 05/07/2026

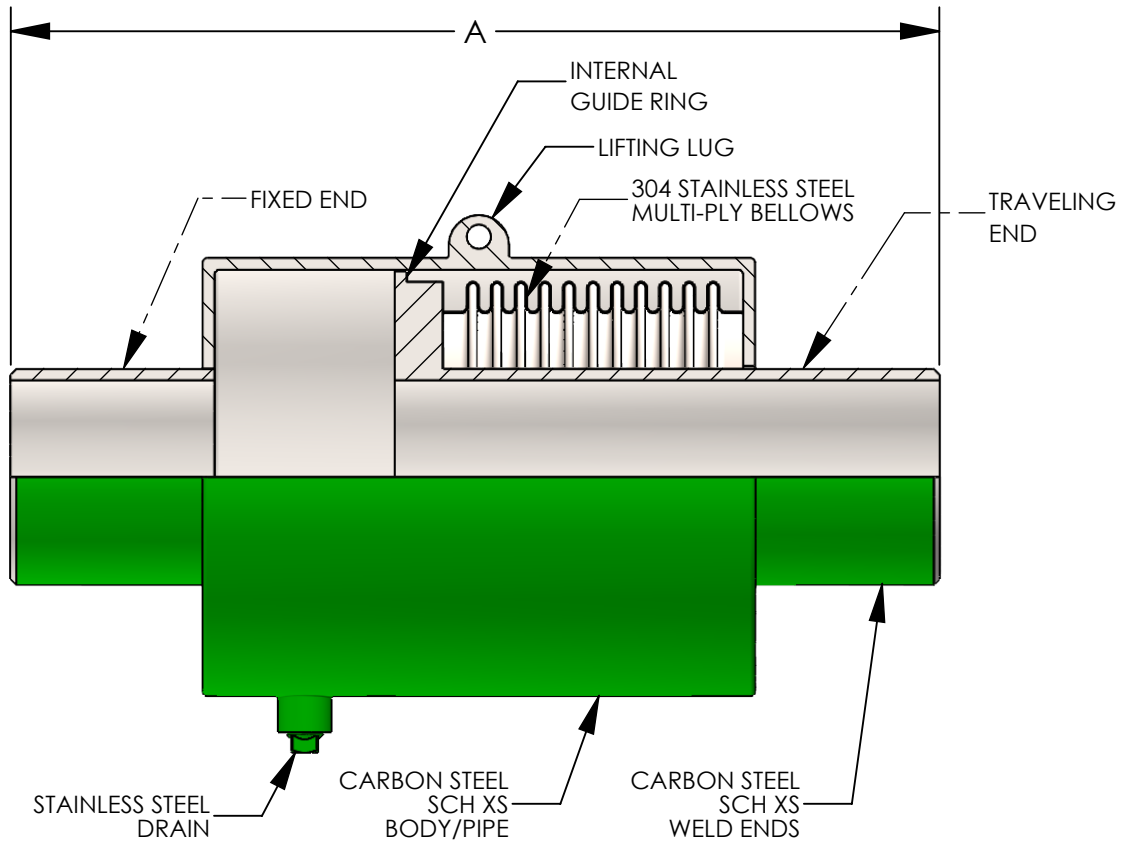
APPROVED BY:

DATE:

CONTRACTOR:

DRAWING NO:

EP3004SW



CONTACT FACTORY FOR ADDITIONAL SIZES AND MOVEMENTS. ALL UNITS IN INCHES UNLESS NOTED.

QTY.	PART NO.	SIZE	LENGTH A	EFF. AREA (IN <sup>2</sup> )	STIFFNESS (LBS/IN)	WT (LBS)
	EP3008SW0200	2	45	14.3	339.5	58
	EP3008SW0250	2 1/2	45 1/4	14.3	339.5	63
	EP3008SW0300	3	43 1/4	22.9	441.2	78
	EP3008SW0400	4	43 3/4	36.4	662.6	124
	EP3008SW0500	5	40 3/4	46.7	987.0	143
	EP3008SW0600	6	40 3/4	59.4	1101.9	155
	EP3008SW0800	8	42 1/2	93.0	1583.8	250
	EP3008SW1000	10	47 1/4	129.7	1416.9	354
	EP3008SW1200	12	48 3/4	172.5	1539.6	457

**DESIGN DATA:**

AXIAL COMPRESSION: 8  
 AXIAL EXTENSION: 1 1/2  
 MAX WORKING PRESSURE: 300 PSI  
 WORKING TEMPERATURE: 850°F  
 TEST PRESSURE: 450 PSI

**ADDITIONAL NOTE:**

DRAIN SIZE (SIZES 2 - 6): 1/2  
 DRAIN SIZE (SIZES 8 - 12): 3/4



2315 W. HUBBARD ST.  
 CHICAGO, IL 60612  
 TEL: 312-738-3588  
 FAX: 800-533-1024  
 WWW.FLEXICRAFT.COM

PROPOSAL/INQUIRY/ORDER NO:

CUSTOMER NAME:

**MODEL EP EXPANSION JOINT**

300 PSI, WELD ENDS, 8 IN COMPRESSION

PROJECT NAME:

DRAWN BY: JULIANH

DATE: 05/07/2026

APPROVED BY:

DATE:

CONTRACTOR:

DRAWING NO:

EP3008SW